

Infrastructuring Democracy


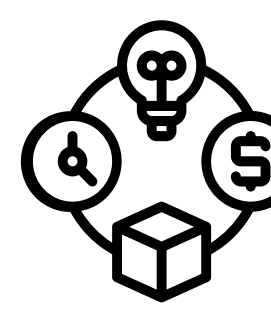




0. READ THE SCENARIO CASE STUDY

On the sheets we have provided you will find a description of the work scenario we have assigned to you. Read it carefully before starting the game!

1. START BY UNDERSTANDING THE CONTEXT

Work with your group partners to define the conditions that define how responsive the context is in your city. Use the context charts below to define the political, technical and civic context in your hypothetical city.

Your task is to choose one of the three options for each parameter to create a scenario for a fictitious city.

 <p>POLITICAL ENDORSEMENT</p> <ul style="list-style-type: none"> - Strong Political Support - Neutral/Mixed Political Support - No Political Support 	 <p>AVAILABLE RESOURCES</p> <ul style="list-style-type: none"> - High Resource Availability - Moderate Resource Availability - Low Resource Availability
 <p>EXPERTISE</p> <ul style="list-style-type: none"> - High Level of Expertise - Some Expertise - Low Level of Expertise 	 <p>PUBLIC ATTITUDE</p> <ul style="list-style-type: none"> - Supportive Public - Mixed Public Opinion - Non-supportive Public
 <p>ACTIVISTS AND ADVOCACY GROUPS</p> <ul style="list-style-type: none"> - Active and Supportive - Mixed Response from Advocacy Groups - Non-supportive or Absent Advocacy Groups 	 <p>LEGAL AND REGULATORY ENVIRONMENT</p> <ul style="list-style-type: none"> - Favorable Legal Environment - Neutral Legal Environment - Unfavorable Legal Environment

2. BUILD THE DEMOCRATIC INFRASTRUCTURE ALONG THE INITIATIVE LIFECYCLE

Walk through the entire project lifecycle you see on this dashboard for the predefined scenario. Use the charts below to define the democratic infrastructure needed to facilitate the participation and stakeholder engagement necessary at each phase.

<p>SET YOUR GOALS</p> <p>Define the goal of your intervention. The cards have predefined goals you can use as inspiration.</p> <p>+</p> <p>PLACE YOUR CARD HERE</p>	<p>DESIGN CHOICES</p> <p>In what way do you want to engage the stakeholders? Based on your goals there are some design choices you have to make in order to create an effective engagement process.</p> <p>+</p> <p>PLACE YOUR CARD HERE</p>	<p>ENGAGEMENT METHODS</p> <p>Methods are different dynamics and activities to effectively engage your stakeholders. You can build the process by combining different methods. They will depend on the design choices and kind of engagement you want to build.</p> <p>+</p> <p>PLACE YOUR CARD HERE</p>
--	---	--

5. Execute

You oversee the implementation of the project, ensuring tasks are completed on time and within budget.

<p>SET YOUR GOALS</p> <p>Define the goal of your intervention. The cards have predefined goals you can use as inspiration.</p> <p>+</p> <p>PLACE YOUR CARD HERE</p>	<p>DESIGN CHOICES</p> <p>In what way do you want to engage the stakeholders? Based on your goals there are some design choices you have to make in order to create an effective engagement process.</p> <p>+</p> <p>PLACE YOUR CARD HERE</p>	<p>ENGAGEMENT METHODS</p> <p>Methods are different dynamics and activities to effectively engage your stakeholders. You can build the process by combining different methods. They will depend on the design choices and kind of engagement you want to build.</p> <p>+</p> <p>PLACE YOUR CARD HERE</p>
--	---	--

6. Monitor

In this phase, you conduct a thorough review of the project's implementation, identifying successes and failures, in order to understand what worked well and where improvements could be made.

<p>SET YOUR GOALS</p> <p>Define the goal of your intervention. The cards have predefined goals you can use as inspiration.</p> <p>+</p> <p>PLACE YOUR CARD HERE</p>	<p>DESIGN CHOICES</p> <p>In what way do you want to engage the stakeholders? Based on your goals there are some design choices you have to make in order to create an effective engagement process.</p> <p>+</p> <p>PLACE YOUR CARD HERE</p>	<p>ENGAGEMENT METHODS</p> <p>Methods are different dynamics and activities to effectively engage your stakeholders. You can build the process by combining different methods. They will depend on the design choices and kind of engagement you want to build.</p> <p>+</p> <p>PLACE YOUR CARD HERE</p>
--	---	--

1. Mandate


You receive an official directive for a new project, outlining its objectives, desired outcomes, and potential challenges.

Start Here

7. Close & Report

Upon project completion, you conduct a comprehensive review, prepare a final report, and formalize the project's closure.

Defining the scenario



4. Plan & Design

You create a detailed project plan, outlining the steps, timeline and key deliverables.

<p>SET YOUR GOALS</p> <p>Define the goal of your intervention. The cards have predefined goals you can use as inspiration.</p> <p>+</p> <p>PLACE YOUR CARD HERE</p>	<p>DESIGN CHOICES</p> <p>In what way do you want to engage the stakeholders? Based on your goals there are some design choices you have to make in order to create an effective engagement process.</p> <p>+</p> <p>PLACE YOUR CARD HERE</p>	<p>ENGAGEMENT METHODS</p> <p>Methods are different dynamics and activities to effectively engage your stakeholders. You can build the process by combining different methods. They will depend on the design choices and kind of engagement you want to build.</p> <p>+</p> <p>PLACE YOUR CARD HERE</p>
--	---	--

<p>SET YOUR GOALS</p> <p>Define the goal of your intervention. The cards have predefined goals you can use as inspiration.</p> <p>+</p> <p>PLACE YOUR CARD HERE</p>	<p>DESIGN CHOICES</p> <p>In what way do you want to engage the stakeholders? Based on your goals there are some design choices you have to make in order to create an effective engagement process.</p> <p>+</p> <p>PLACE YOUR CARD HERE</p>	<p>ENGAGEMENT METHODS</p> <p>Methods are different dynamics and activities to effectively engage your stakeholders. You can build the process by combining different methods. They will depend on the design choices and kind of engagement you want to build.</p> <p>+</p> <p>PLACE YOUR CARD HERE</p>
--	---	--

3. Resources

This phase involves identifying financial, and material resources, and securing all necessary human resources required to carry out the project.

ENGAGEMENT METHODS

Methods are different dynamics and activities to effectively engage your stakeholders. You can build the process by combining different methods. They will depend on the design choices and kind of engagement you want to build.

+

PLACE YOUR CARD HERE

DESIGN CHOICES

In what way do you want to engage the stakeholders? Based on your goals there are some design choices you have to make in order to create an effective engagement process.

+

PLACE YOUR CARD HERE

SET YOUR GOALS

Define the goal of your intervention. The cards have predefined goals you can use as inspiration.

+

PLACE YOUR CARD HERE

ENGAGEMENT METHODS

Methods are different dynamics and activities to effectively engage your stakeholders. You can build the process by combining different methods. They will depend on the design choices and kind of engagement you want to build.

+

PLACE YOUR CARD HERE

DESIGN CHOICES

In what way do you want to engage the stakeholders? Based on your goals there are some design choices you have to make in order to create an effective engagement process.

+

PLACE YOUR CARD HERE

SET YOUR GOALS

Define the goal of your intervention. The cards have predefined goals you can use as inspiration.

+

PLACE YOUR CARD HERE

2. Diagnose

You conduct comprehensive research and feasibility studies to gather necessary information and assess the viability of the project.